

Scaled data based on original data using  
LM-79-08 Approved Method: Electrical and Photometric Measurements of Solid-  
State Lighting Products

Test Report Prepared for  
Cooper Lighting Solutions  
(formerly Eaton)

Brand: McGRAW-EDISON

Report Number: P199929

Luminaire Tested: **GWC-AF-01-LED-E1-AFL-7030-1200-HSS**

Issue Date: 3/3/2020

**Test Information**

Test Method: LM-79-08  
Report Number: P199929  
TEST IS SCALED FROM IESNA LM-79-08 TEST DATA (P24297)  
Test Lab: INNOVATION CENTER P2  
Issue Date: 3/3/2020  
Manufacturer: COOPER LIGHTING SOLUTIONS (FORMERLY EATON)  
Product Line: MCGRAW-EDISON  
Catalog Number: GWC-AF-01-LED-E1-AFL-7030-1200-HSS  
Description: GALLEON WALL LUMINAIRE  
(1) 70 CRI, 3000K, 1200mA LIGHTSQUARE WITH 16 LEDS EACH AND AUTOMOTIVE FRONTLINE OPTICS WITH HOUSE SIDE SHIELD  
Light Source: -  
Ballast/Driver: ELECTRONIC DRIVER

**Summary**

Lumens per Lamp: N/A  
Luminaire Lumens: 5427.3 lumens  
Efficiency: N/A  
Efficacy: 81.0 lumens/watt  
Luminous Opening: Rectangular (W 0.5' x L: 0.5' x H: 0')  
IES Classification: Type II - Short - Full Cutoff  
BUG Rating: B1 - U0 - G1

Input Watts (W): 67  
Input Voltage (V): NR  
Input Current (Ain): NR  
Voltage Rise (V): NR  
Power Factor: NR  
Total Harmonic Distortion (THDi): NR  
Frequency (hertz): 60  
Stabilization Time: NR  
Operation Time: NR  
Ambient Temperature (°C): NR  
Test Distance: 25 FT

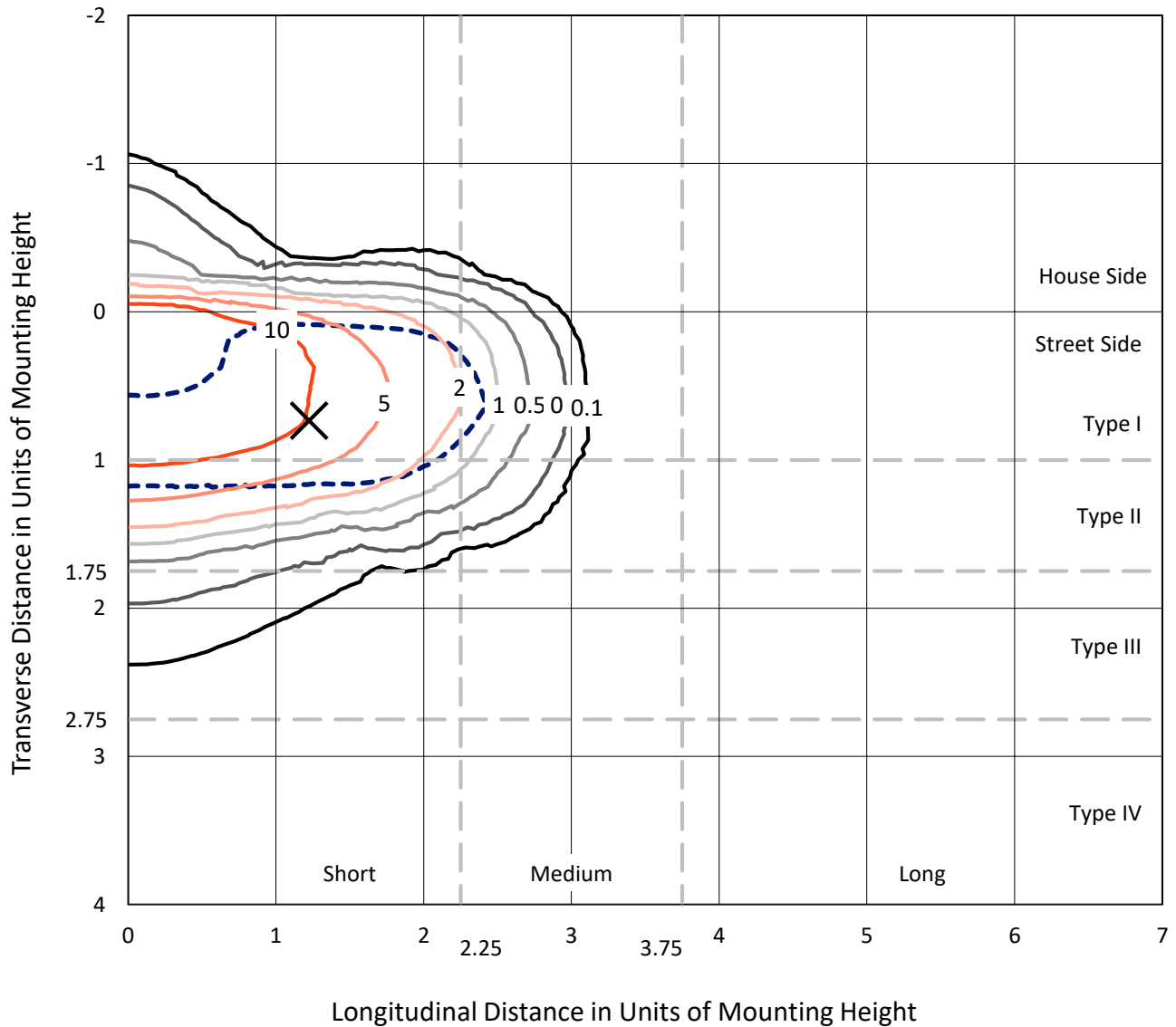


REPORT NUMBER: P199929

CATALOG NUMBER: GWC-AF-01-LED-E1-AFL-7030-1200-HSS

### Iso-Footcandle Lines of Horizontal Illumination

✕ Max cd  
 - - - 1/2 Max cd

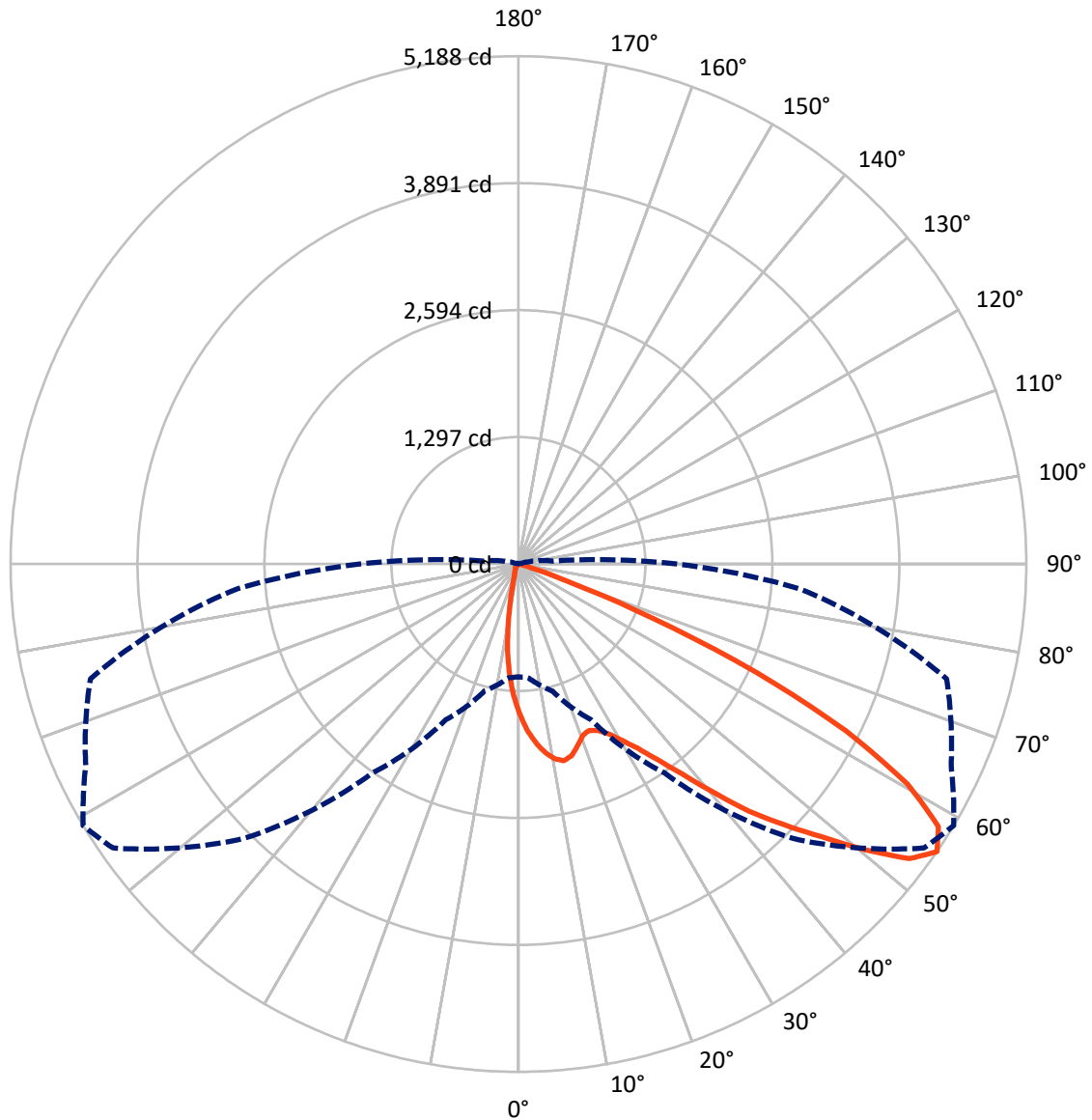


Based on 10 foot mounting height. Maximum calculated value = 19 fc  
 Type II - Short - Full Cutoff

REPORT NUMBER: P199929

CATALOG NUMBER: GWC-AF-01-LED-E1-AFL-7030-1200-HSS

### Luminous Intensity Polar Plot



— Vertical Plane Through 59-Deg Lateral      - - - Horizontal Cone Through 55-Deg Vertical

REPORT NUMBER: P199929

CATALOG NUMBER: GWC-AF-01-LED-E1-AFL-7030-1200-HSS

**FLUX DISTRIBUTION:**

		Downward	Upward	Total
<b>House Side</b>	Lumens	303.1	0.0	303.1
	% Fixture	5.6	0.0	5.6
<b>Street Side</b>	Lumens	5124.1	0.0	5124.1
	% Fixture	94.4	0.0	94.4
<b>Total</b>	Lumens	5427.3	0.0	5427.3
	% Fixture	100.0	0.0	100.0

**Coefficient of Utilization**

**ZONAL LUMENS:**

Zone	Lumens	% Fixture
0°-10°	128.0	2.4
10°-20°	306.4	5.6
20°-30°	521.4	9.6
30°-40°	896.6	16.5
40°-50°	1384.3	25.5
50°-60°	1391.6	25.6
60°-70°	713.6	13.1
70°-80°	77.3	1.4
80°-90°	8.1	0.1
90°-100°	0.0	0.0
100°-110°	0.0	0.0
110°-120°	0.0	0.0
120°-130°	0.0	0.0
130°-140°	0.0	0.0
140°-150°	0.0	0.0
150°-160°	0.0	0.0
160°-170°	0.0	0.0
170°-180°	0.0	0.0
0°-90°	5427.3	100.0
0°-180°	5427.3	100.0



REPORT NUMBER: P199929

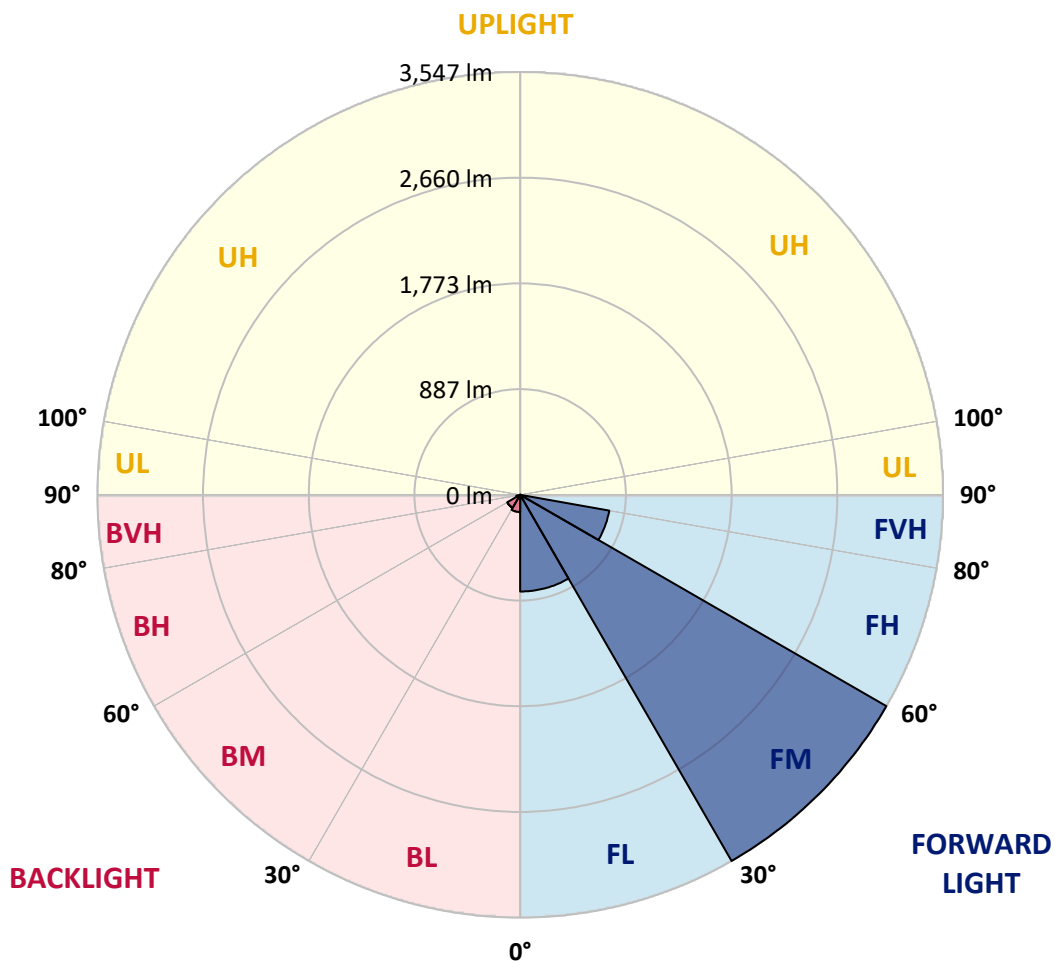
CATALOG NUMBER: GWC-AF-01-LED-E1-AFL-7030-1200-HSS

**LUMINAIRE CLASSIFICATION SYSTEM LUMEN TABLE AND BUG RATING:**

Zone		Lumens	% Fixture	Zone Rating/Lumen Limit		
				B	U	G
FL	(0°-30°)	811.0	14.9			
FM	(30°-60°)	3546.7	65.3			
FH	(60°-80°)	758.5	14.0			G1/1800
FVH	(80°-90°)	7.9	0.1			G0/10
BL	(0°-30°)	144.7	2.7	B1/500		
BM	(30°-60°)	125.8	2.3	B0/220		
BH	(60°-80°)	32.5	0.6	B0/110		G0/110
BVH	(80°-90°)	0.2	0.0			G0/10
UL	(90°-100°)	0.0	0.0		U0/0	
UH	(100°-180°)	0.0	0.0		U0/0	

**BUG Rating: B1-U0-G1**

Type II Short





REPORT NUMBER: P199929

CATALOG NUMBER: GWC-AF-01-LED-E1-AFL-7030-1200-HSS

**CANDELA DISTRIBUTION (FULL):**

	0°	5°	15°	25°	35°	45°	55°	59°	65°	75°	85°
0°	1527.8	1527.8	1527.8	1527.8	1527.8	1527.8	1527.8	1527.8	1527.8	1527.8	1527.8
2.5°	1807.7	1788.4	1782.7	1778.9	1761.3	1739.1	1709.1	1695.0	1666.1	1619.7	1562.7
5°	1973.3	1969.7	1957.0	1949.9	1931.0	1899.6	1851.6	1828.5	1782.7	1704.6	1602.4
7.5°	1900.9	1923.0	1940.6	1970.1	2007.2	2005.9	1965.6	1941.6	1890.4	1787.2	1646.6
10°	1621.3	1639.3	1668.0	1735.0	1871.5	1991.9	2039.2	2021.9	1981.0	1863.1	1689.2
12.5°	1566.5	1564.6	1569.8	1589.3	1660.7	1832.4	2026.8	2061.7	2053.3	1932.6	1729.6
15°	1595.6	1593.4	1592.7	1599.5	1616.8	1689.2	1932.9	2033.2	2097.6	1997.0	1763.8
17.5°	1677.4	1667.7	1662.6	1657.2	1652.0	1670.0	1820.2	1953.4	2104.3	2053.3	1792.3
20°	1817.3	1801.3	1782.4	1751.6	1722.8	1713.9	1772.8	1871.5	2080.3	2096.3	1810.9
22.5°	1993.2	1972.6	1940.0	1883.9	1825.3	1791.3	1796.2	1845.5	2044.4	2143.0	1819.6
25°	2190.8	2164.5	2121.0	2043.1	1957.0	1896.7	1865.3	1882.6	2028.1	2197.8	1829.5
27.5°	2402.5	2373.3	2316.3	2210.3	2112.6	2031.3	1967.2	1964.9	2055.9	2269.5	1845.5
30°	2612.3	2607.7	2533.4	2421.4	2292.0	2193.0	2100.8	2088.9	2133.8	2368.9	1877.2
32.5°	2892.2	2858.5	2767.6	2652.3	2503.0	2384.2	2275.0	2247.5	2253.2	2484.4	1926.2
35°	3245.1	3208.3	3080.2	2921.1	2754.1	2613.9	2493.1	2455.7	2441.6	2673.8	2008.8
37.5°	3473.2	3472.6	3392.1	3230.1	3051.0	2896.3	2765.0	2721.2	2692.6	2902.5	2137.0
40°	3479.2	3494.3	3504.9	3503.3	3375.8	3233.3	3116.7	3062.6	2996.2	3207.9	2302.5
42.5°	3292.6	3331.3	3424.5	3582.7	3658.3	3601.6	3503.3	3450.1	3351.4	3535.0	2504.3
45°	3040.2	3067.0	3230.1	3521.6	3811.4	3966.8	3891.8	3796.6	3666.7	3876.1	2685.3
47.5°	2927.1	2931.9	3037.3	3357.2	3823.0	4265.9	4311.3	4156.7	3953.0	4150.9	2826.9
50°	2589.2	2597.9	2743.3	3072.5	3687.7	4407.1	4732.9	4586.2	4265.3	4362.6	2878.4
52.5°	1951.5	1963.6	2148.1	2604.5	3316.2	4346.9	5034.6	4999.1	4607.3	4466.1	2881.3
55°	1151.4	1167.4	1343.6	1753.2	2608.4	3963.9	5057.0	5187.7	4877.3	4527.2	2876.8
57.5°	537.8	549.0	649.8	903.2	1622.3	3132.8	4719.4	5058.2	5026.2	4559.6	2908.5
60°	285.7	288.9	313.2	391.1	733.2	1986.4	4060.5	4567.6	4890.5	4604.4	2947.3
62.5°	218.5	219.4	218.1	227.4	308.2	881.7	3069.3	3755.1	4343.8	4570.8	2904.4
65°	189.3	190.9	181.9	179.7	197.6	314.5	1823.3	2676.6	3413.3	4116.9	2611.9
67.5°	169.7	170.3	159.5	150.3	153.4	170.0	719.4	1465.4	2259.3	3017.7	1893.2
70°	156.3	155.6	143.8	129.1	124.9	116.2	228.7	537.1	1079.7	1530.3	880.4
72.5°	138.3	138.7	133.0	113.7	103.8	81.3	106.0	156.6	322.2	417.1	206.2
75°	122.7	121.0	114.1	101.8	85.5	53.5	52.5	69.8	99.2	98.6	44.5
77.5°	88.7	87.1	89.4	83.6	65.6	34.6	26.3	33.6	40.4	39.1	12.5
80°	65.0	64.0	57.7	69.5	58.0	23.7	16.3	17.9	20.8	17.6	3.9
82.5°	44.5	44.3	40.7	38.5	33.0	14.4	10.2	11.2	13.4	9.9	1.9
85°	7.1	8.1	29.4	23.4	19.5	6.4	7.1	7.7	8.9	5.5	0.6
87.5°	0.0	0.0	13.7	12.1	3.9	2.6	4.2	4.5	4.5	2.9	0.0
90°	0.0	0.0	0.0	0.0	0.0	0.0	0.0	0.0	0.0	0.0	0.0



REPORT NUMBER: P199929

CATALOG NUMBER: GWC-AF-01-LED-E1-AFL-7030-1200-HSS

**CANDELA DISTRIBUTION (continued):**

	90°	95°	105°	115°	125°	135°	145°	155°	165°	175°	180°
0°	1527.8	1527.8	1527.8	1527.8	1527.8	1527.8	1527.8	1527.8	1527.8	1527.8	1527.8
2.5°	1533.6	1501.4	1442.3	1381.0	1324.3	1256.8	1210.4	1175.5	1135.1	1124.2	1147.9
5°	1544.1	1483.6	1356.1	1217.4	1087.1	942.6	832.1	744.7	665.6	638.6	663.0
7.5°	1560.7	1470.7	1262.9	1034.5	807.8	582.3	427.9	326.4	261.6	242.4	252.7
10°	1577.4	1452.1	1155.0	818.0	507.9	283.4	184.5	147.4	133.5	130.7	132.3
12.5°	1591.1	1427.2	1023.3	581.6	271.6	151.8	120.7	114.7	112.8	112.8	113.4
15°	1599.5	1389.4	867.3	369.9	156.3	114.7	105.4	103.4	103.4	103.8	104.4
17.5°	1598.5	1341.4	696.6	223.8	116.9	101.5	96.1	94.5	94.2	94.8	95.2
20°	1586.7	1278.6	525.2	147.7	101.8	92.6	87.1	84.2	83.9	84.5	85.2
22.5°	1564.3	1201.0	375.7	113.7	91.9	83.9	77.2	74.6	74.6	75.3	75.9
25°	1537.0	1106.3	256.9	96.5	82.9	74.6	68.2	65.9	66.6	68.2	68.5
27.5°	1503.1	999.6	174.5	82.6	72.1	65.3	60.6	59.0	60.6	62.7	63.4
30°	1474.0	888.5	124.6	71.4	61.2	56.4	53.5	53.5	55.7	59.9	60.9
32.5°	1451.5	780.9	96.1	63.0	53.2	49.0	47.4	49.0	52.5	56.7	57.7
35°	1448.6	692.1	81.3	56.4	47.4	43.3	42.6	45.4	49.0	52.2	52.8
37.5°	1470.7	610.2	73.4	50.9	42.3	38.5	37.8	41.4	44.8	48.7	49.6
40°	1512.7	545.7	67.6	45.8	38.1	33.9	32.7	35.2	40.1	45.1	46.4
42.5°	1567.2	492.6	61.2	40.7	33.9	28.1	26.6	29.4	34.6	40.1	41.7
45°	1619.1	446.8	54.1	34.9	28.5	21.8	21.2	25.0	27.5	33.0	34.3
47.5°	1647.5	406.4	48.0	28.5	22.1	17.6	17.6	18.6	21.2	27.5	28.8
50°	1638.0	374.1	41.7	21.2	15.4	13.4	13.4	13.1	17.0	22.1	23.1
52.5°	1618.7	355.5	35.9	16.3	10.5	9.6	8.7	9.6	11.8	14.1	14.4
55°	1615.8	352.3	30.1	13.1	7.4	6.4	4.8	4.8	4.8	4.5	3.9
57.5°	1638.3	357.5	25.3	10.5	5.5	4.2	2.6	0.0	0.0	0.0	0.0
60°	1661.3	362.9	21.8	7.4	3.9	2.3	0.3	0.0	0.0	0.0	0.0
62.5°	1622.9	350.7	18.3	4.5	2.9	1.0	0.0	0.0	0.0	0.0	0.0
65°	1425.6	298.5	14.4	3.2	1.9	0.0	0.0	0.0	0.0	0.0	0.0
67.5°	1014.0	199.9	9.6	1.9	0.3	0.0	0.0	0.0	0.0	0.0	0.0
70°	462.8	83.6	6.1	0.6	0.0	0.0	0.0	0.0	0.0	0.0	0.0
72.5°	98.9	26.0	4.2	0.0	0.0	0.0	0.0	0.0	0.0	0.0	0.0
75°	20.2	18.9	1.6	0.0	0.0	0.0	0.0	0.0	0.0	0.0	0.0
77.5°	6.4	29.8	0.0	0.0	0.0	0.0	0.0	0.0	0.0	0.0	0.0
80°	3.9	21.5	0.0	0.0	0.0	0.0	0.0	0.0	0.0	0.0	0.0
82.5°	0.6	3.2	0.0	0.0	0.0	0.0	0.0	0.0	0.0	0.0	0.0
85°	0.0	0.0	0.0	0.0	0.0	0.0	0.0	0.0	0.0	0.0	0.0
87.5°	0.0	0.0	0.0	0.0	0.0	0.0	0.0	0.0	0.0	0.0	0.0
90°	0.0	0.0	0.0	0.0	0.0	0.0	0.0	0.0	0.0	0.0	0.0

(END OF REPORT)